

LANDA®

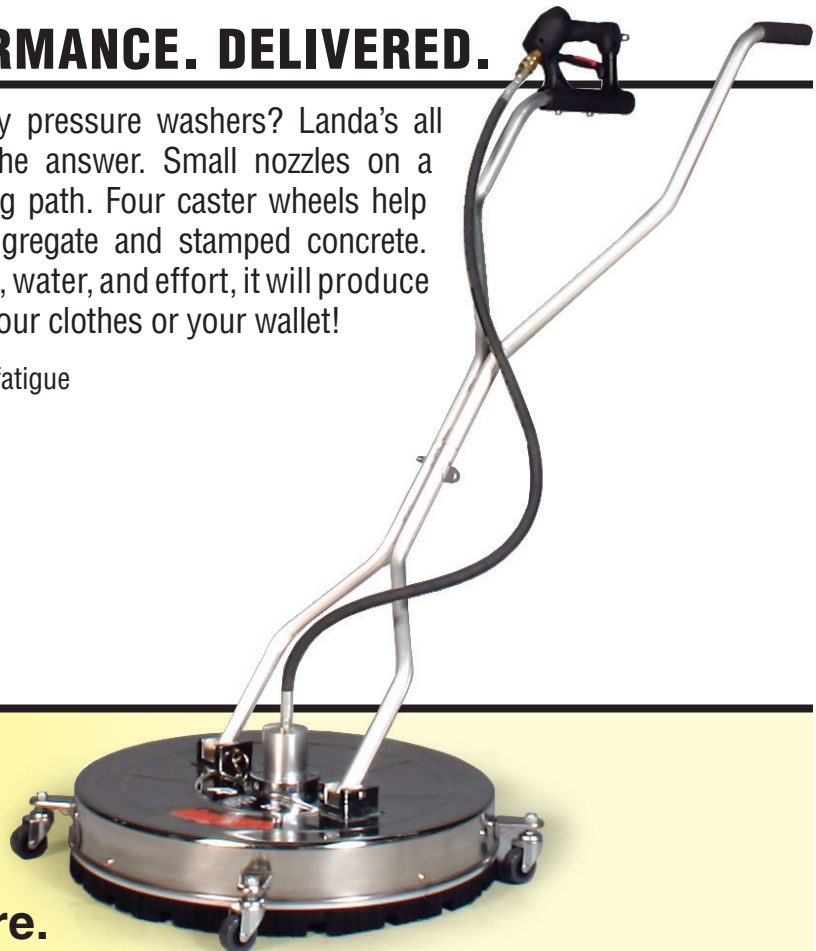


STAINLESS STEEL Surface Cleaner

HIGH QUALITY AND PERFORMANCE. DELIVERED.


Tired of seeing uneven marks or lines left by pressure washers? Landa's all new A+ Stainless Steel Surface Cleaner is the answer. Small nozzles on a spinning arm produce a smooth, even cleaning path. Four caster wheels help maneuverability and are ideal for cleaning aggregate and stamped concrete. This surface cleaner will not only save you time, water, and effort, it will produce a professional uniform finish without soaking your clothes or your wallet!

- Easy to handle frame designed for less operator fatigue
- Very low wall clearance
- Cleans right up to the wall
- Solid tube corrosion-resistant arm
- 4000 PSI
- 8 GPM
- Max Temp 212°



AP | Pure cleaning pleasure.

STAINLESS STEEL SURFACE CLEANER



FEATURES & BENEFITS

FEATURE	ADVANTAGE	BENEFIT FOR YOU
21" or 24" Cleaning Swath	Large coverage area and manageable size	Dramatically reduces cleaning times and labor required for the cleaning process. Cleans 40 square feet in one minute that would take eight minutes using a standard spray wand.
Professional Grade Equipment	Rated for hot water; contains durable stainless steel housing, strong spray bar; contractor tested	All the features contractors look for in a surface cleaner are in this package because they are necessary for performance and success. Rated for 212°F hot water - let's face it, many applications use only cold water, so why not have a dual purpose surface cleaner you can use for both hot and cold water applications rolled into one? The deck is made of stainless steel for added durability and a professional look. The spray bar is made rigid and durable for a long and stable service life.
Operator Handles Floating Offset Grip	Cushion grip, offset and floating all provide for the ease of use and operator comfort	Vibration reduction transferred from the machine to the operator. Allows operator to attain the perfect work angle to fit their requirements. The handles have been offset to compensate in height for the hand trigger, and the hand cushion allows for maximum user comfort. Simple design features allow the operator to be more productive and work longer.
Quick Connect Handle	No tools required to disconnect handle from base	Eliminate the pain points of the missing tool at the shop or the misplacement of the missing tool that is lost in the repair van. Saves you time and money.
Minimal Wall Clearance Required	Tighter tolerances to the wall when cleaning, less surface is missed next to walls	Reduction in hand work required to complete the cleaning process by wall surfaces.
Four 1¾" Swivel Casters	Superior stability, balance with easy mobility	Provides effortless control for straight or side-to-side cleaning motions with no tipping and nozzles to surface gouging – protecting both your investment and your customer's flooring surface.
2-Wire Pressure Washer Connection Hose	Higher safety rating with increased durability and increased strength	Designed with extra durability and increased strength in this critical area, providing a real durability advantage to keep your machine in operation and making you more money through improved up-time.
Professional Grade Swivel Design and Components	Swivel designed, tested and rated with the Professional Contractor in mind – not a consumer grade swivel	After extended use, refreshing the swivel is as simple as installing a gasket and O-ring kit.
Brush Skirt	Thick and stiff bristles help to keep debris out of the cleaning path, prevent nuisance overspray, and help reduce the noise level	Debris and water flying from under the surface cleaner can reach adjacent walls and operators alike, but the brush skirt design dramatically reduces those issues while reducing the noise created from the cleaning process.

SURFACE CLEANER USES

The A+ Surface Cleaner is powerful, efficient and reliable. It can be used for the high pressure cleaning of driveways, concrete floors, parking lots, warehouses, garage floors, decks, and much more. The benefits of using the A+ Surface cleaner are clear: effective, shorter working times, enormous energy savings and long useful life due to its high industrial quality.



DRAMATICALLY REDUCE CLEANING TIME


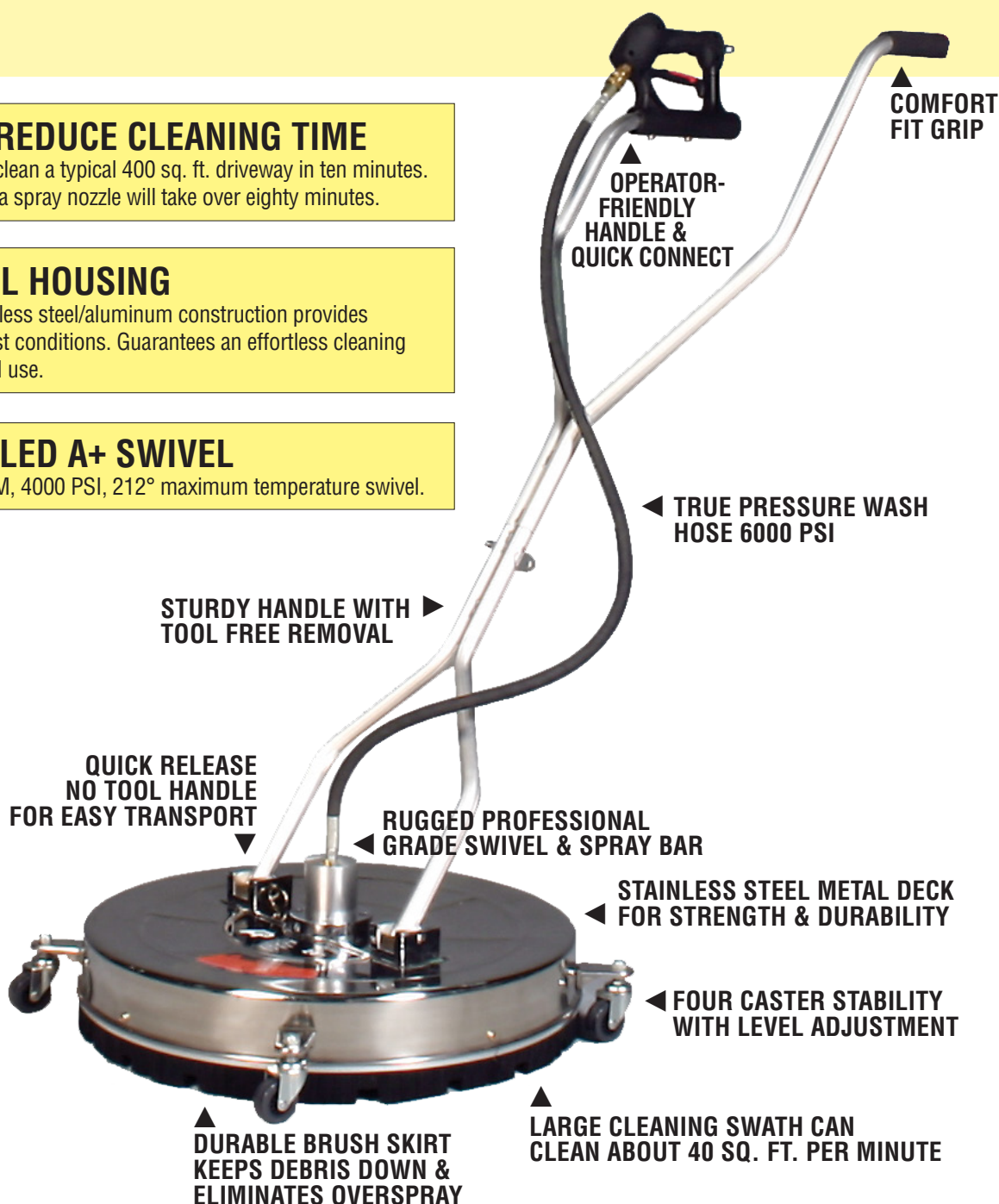
The A+ Surface Cleaner can clean a typical 400 sq. ft. driveway in ten minutes. Cleaning the same area with a spray nozzle will take over eighty minutes.

STAINLESS STEEL HOUSING

The corrosion-resistant stainless steel/aluminum construction provides durability in even the harshest conditions. Guarantees an effortless cleaning experience even for extended use.


THE UNPARALLELED A+ SWIVEL

The A+ engineered 2500 RPM, 4000 PSI, 212° maximum temperature swivel.



LANDA®

Pressure Washer Equipment | Detergents | Parts & Accessories



SURFACE CLEANER

SPECIFICATIONS

PART #	MODEL	Flow Rate (GPM / LPM)	Operation Pressure (PSI / BAR)	Maximum Temperature	Unit Net Weight	Maximum RPM	Unit Shipping Weight	Unit Shipping Dimension (CM)
8.753-572.0	A+SC21	3.0-8.0 / 11.35-30	2000-4000 / 138-275	212°F / 100°C	11.9 Kg	2500	13.9 Kg	94 x 62 x 29
8.753-573.0	A+SC24	3.8-8.0 / 11.35-30	2000-4000 / 138-275	212°F / 100°C	13.2 Kg	2500	15.2 Kg	94 x 67.5 x 29

Quality Service. Quality Selection.

Contact your Landa Customer Service Representative today for more information
on the best pressure washer equipment in the industry!

(877) LANDA-DLR (526-3235) fax: (888) 233-7177 sales@landa.com

LANDA®

www.landa.com